

5675 MCLAUGHLIN ROAD, MISSISSAUGA, ON L5R 3K5

P: 905.283.0550 F: 905.283.0551

Int'l Centre SITE OFFICE – P: 905.677.9546

[www.showtech.ca](http://www.showtech.ca)

DISCOUNT PRICE DEADLINE DATE: September 30, 2010

### EXHIBITOR INFORMATION

**COMPANY**

NAME: \_\_\_\_\_ BOOTH #: \_\_\_\_\_

Address: \_\_\_\_\_ Phone#: \_\_\_\_\_

City: \_\_\_\_\_ Province/State: \_\_\_\_\_ Fax #: \_\_\_\_\_

Postal Code/Zip: \_\_\_\_\_ Contact Name: \_\_\_\_\_ E-mail: \_\_\_\_\_

### PAYMENT INFORMATION

**This is your official receipt/invoice.** Orders will only be accepted if paid in full. Incomplete orders cannot be processed. Company cheques will only be accepted by the Discount Price Deadline Date. SHOWTECH reserves the right to adjust orders not calculated accurately or received after the deadline date. Bank transfers please add \$25.00 bank charge to your payment.

Payment: Visa  Master Card  American Express  Cheque  Payable to SHOWTECH

CREDIT CARD #																				
---------------	--	--	--	--	--	--	--	--	--	--	--	--	--	--	--	--	--	--	--	--

CARDHOLDER NAME: \_\_\_\_\_ CARDHOLDER SIGNATURE: **X** \_\_\_\_\_ CREDIT CARD EXPIRY DATE: \_\_\_\_\_ / \_\_\_\_\_  
 HST: R104060264 I AUTHORIZE CHARGING ANY UNPAID BALANCE TO MY CREDIT CARD MONTH \_\_\_\_\_ YEAR \_\_\_\_\_

**QUOTATION: SIGN/BANNER HANGING: PLEASE COMPLETE ENCLOSED FORM AND RETURN PRIOR TO DISCOUNT PRICE DEADLINE DATE.**

### RENTAL POWER

POWER INSTALLED AT BACK OF BOOTH	CODE	QUANTITY	DISCOUNT PRICE	REGULAR PRICE	TOTAL AMOUNT
1500 watt, 120 volt duplex outlet, approx 12 amps	E1500	_____	\$ 136.00	\$ 184.00	_____
15amp, 120 volt outlet	CS120115	_____	\$ 162.00	\$ 219.00	_____
24 hour, 1500 watt, 120 volt duplex outlet	E150024	_____	\$ 206.00	\$ 278.00	_____
20 amp, 120 volt duplex outlet	CS120120	_____	\$ 218.00	\$ 294.00	_____
15ft extension cord – <b>power order required</b>	E15	_____	\$ 23.00	\$ 23.00	_____
<b>UNDERCARPET POWER – ATTACHED BOOTH LAYOUT FORM REQUIRED</b>					
1500 watt, 120 volt duplex outlet, approx 12 amps	E1500U	_____	\$ 168.00	\$ 227.00	_____
15amp, 120 volt outlet	CS120115U	_____	\$ 194.00	\$ 262.00	_____
24 hour, 1500 watt, 120 volt duplex outlet	E150024U	_____	\$ 239.00	\$ 323.00	_____
<b>OVERHEAD POWER – ATTACHED BOOTH LAYOUT FORM REQUIRED</b>					
1500 watt, 120 volt duplex outlet, approx 12 amps	E1500V	_____	\$ 168.00	\$ 227.00	_____
15amp, 120 volt outlet	CS120115V	_____	\$ 194.00	\$ 262.00	_____
24 hour, 1500 watt, 120 volt duplex outlet	E150024V	_____	\$ 239.00	\$ 323.00	_____

### SPECIAL REQUIREMENTS – CONTACT SHOWTECH 3 WEEKS PRIOR TO MOVE-IN DATE FOR QUOTATIONS

BUILDING VOLTAGE: 120-208-600 VOLTS (OTHER VOLTAGES AVAILABLE UPON REQUEST)

AMPS/ WATTS/ HP/ KW	VOLTS	PHASE	QUANTITY	QUOTED UNIT PRICE
_____	_____	_____	_____	_____
_____	_____	_____	_____	_____
_____	_____	_____	_____	_____

### RENTAL LIGHTING

DESCRIPTION				
1 – 4 - 8ft adjustable stand c/w Two–150 watt quartz floodlights	L2150	_____	\$ 112.00	\$ 151.00
1 – 8 ft chrome stand c/w a 500 watt quartz floodlight	L500	_____	\$ 122.00	\$ 165.00
Low Ceiling 500 watt quartz floodlight – <b>Hall 2 Only</b>	L500C	_____	\$ 160.00	\$ 216.00
Ceiling mounted 1000 watt quartz floodlight	L1000	_____	\$ 260.00	\$ 351.00
<b>SYSTEM &amp; BOOTH LIGHTING – HARD WALL REQUIRED</b>				
120 watt incandescent chrome arm light fixture	L150A	_____	\$ 63.00	\$ 85.00
200 watt quartz black arm light fixture	L200B	_____	\$ 81.00	\$ 109.00
LED 13 watt black arm light fixture, equivalent to 150 w quartz - <b>NEW</b>	LLEDA	_____	\$ 85.00	\$ 115.00
3ft track c/w 3-150 watt quartz floodlights – fascia required	LT3150	_____	\$ 176.00	\$ 238.00

**SUB-TOTAL**  
**+13% HST**

ON-LINE ORDERS: SEE ATTACHED SHOWTECH INSTRUCTIONS  
 WEBSITE: [WWW.SHOWTECH.CA](http://WWW.SHOWTECH.CA). CLICK THE "ON-LINE" ICON

**TOTAL AMOUNT PAYABLE - CANADIAN FUNDS \$**

5675 MCLAUGHLIN ROAD, MISSISSAUGA, ON L5R 3K5

P: 905.283.0550 F: 905.283.0551

Int'l Centre SITE OFFICE – P: 905.677.9546

[www.showtech.ca](http://www.showtech.ca)

DISCOUNT PRICE DEADLINE DATE: September 30, 2010

### STEP 1 - EXHIBITOR INFORMATION

COMPANY NAME: \_\_\_\_\_ BOOTH #: \_\_\_\_\_  
 Address: \_\_\_\_\_ Phone#: \_\_\_\_\_  
 City: \_\_\_\_\_ Province/State: \_\_\_\_\_ Fax #: \_\_\_\_\_  
 Postal Code/Zip: \_\_\_\_\_ Contact Name: \_\_\_\_\_ E-mail: \_\_\_\_\_

### PAYMENT INFORMATION

This is your official receipt/invoice. Orders will only be accepted if paid in full. Incomplete orders cannot be processed. Company cheques will only be accepted by the Discount Price Deadline Date. SHOWTECH reserves the right to adjust orders not calculated accurately or received after the deadline date. Bank transfers please add \$25.00 bank charge to your payment.

Payment: Visa  Master Card  American Express  Cheque  Payable to SHOWTECH

CREDIT CARD #																				
---------------	--	--	--	--	--	--	--	--	--	--	--	--	--	--	--	--	--	--	--	--

CARDHOLDER NAME: \_\_\_\_\_ CARDHOLDER SIGNATURE: **X** \_\_\_\_\_ CREDIT CARD EXPIRY DATE: \_\_\_\_\_ / \_\_\_\_\_  
 HST: R104060264 I AUTHORIZE CHARGING ANY UNPAID BALANCE TO MY CREDIT CARD MONTH YEAR

### STEP 2 - QUOTATION INFORMATION

**TO RECEIVE QUOTATION PLEASE COMPLETE THIS SECTION AND FAX TO - 905.677.8713**  
**FOR ASSISTANCE CONTACT OUR SITE OFFICE – 905.677.9546**

\*\*Please check your Exhibitor's Manual for any Show Restrictions and obtain necessary approvals from Show Management PRIOR to requesting a quotation\*\*.

**ALL SUSPENDED ITEMS MUST BE COMPLETED BY SHOWTECH PRIOR TO AISLE CARPET PLACEMENT. LARGE/HEAVY SIGNS MUST BE INSTALLED PRIOR TO BOOTH SET-UP.**

**NOTE:** Exhibitors are responsible for the collection of their signage after Show close. SHOWTECH is not responsible for loss or storage of signage at show completion. Special instructions should be sent under separate cover.

Quantity: \_\_\_\_\_ Vertical: \_\_\_\_\_  $\updownarrow$  Horizontal: \_\_\_\_\_  $\leftrightarrow$  Weight: \_\_\_\_\_ lbs.  
(please specify ft. or in.) (please specify ft. or in.)

#### OVERHEAD VIEW OF SIGN/BANNER LOCATION

#### PLEASE COMPLETE THE FOLLOWING SECTION

Back of Booth

Front of Booth

1. Banner:  \_\_\_\_\_ Square sign:  \_\_\_\_\_  
 Triangle sign:  \_\_\_\_\_ Round sign:  \_\_\_\_\_ Other \_\_\_\_\_  
 2. Height from floor to bottom of sign \_\_\_\_\_  $\updownarrow$   
 3. Material of sign/s \_\_\_\_\_  
 4. Power required \_\_\_\_\_ Amps/Volts \_\_\_\_\_  
 5. Has this sign be hung before at TICC \_\_\_\_\_  
 6. If yes, which show \_\_\_\_\_

### STEP 3 - QUOTATION ESTIMATE

Please complete STEPS 1,2 & 3, initial acceptance of quote in **\*Total Estimate** section below and return by fax to 905.677.8713. This quotation is based on the above information.

\$ \_\_\_\_\_  
 Sign Estimate + 13% HST

\$ \_\_\_\_\_  
 Power Cost for sign + 13% HST

\$ \_\_\_\_\_  
**\*Total Estimate** based on information above.  
 (Subject to change on site) \_\_\_\_\_

ON-LINE ORDERS: SEE ATTACHED SHOWTECH INSTRUCTIONS  
 WEBSITE: [WWW.SHOWTECH.CA](http://WWW.SHOWTECH.CA). CLICK THE "ON-LINE" ICON

**DO NOT USE THIS FORM IF YOU HAVE ORDERED POWER TO BE PLACED AT THE 'BACK OF BOOTH'**

Booth #/s

Show Name: \_\_\_\_\_

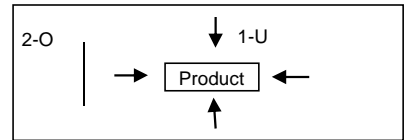
Show Dates: \_\_\_\_\_ Facility: \_\_\_\_\_

COMPANY \_\_\_\_\_ E-MAIL ADDRESS \_\_\_\_\_ PHONE NUMBER \_\_\_\_\_

**X**  
AUTHORIZED CONTACT SIGNATURE \_\_\_\_\_ AUTHORIZED CONTACT NAME (PLEASE PRINT) \_\_\_\_\_ DATE \_\_\_\_\_

**SHOWTECH must receive this booth layout form along with your completed order form to ensure proper placement of services in your Booth.**  
Use this grid to indicate placement of SHOWTECH services and your product:

- Use bold lines to indicate the outline of your booth.
- Circle the correct booth type and fill in the proper orientation around your booth. **INLINE BOOTH PENINSULA BOOTH ISLAND BOOTH**
- Indicate the dimensions of your booth \_\_\_\_\_ 10 x 10-1 square = 1 foot, 20 x 20-1 square = 2 feet, 40 x 40-1 square = 4 feet etc.
- Overhead or Undercarpet outlets - Draw a "O" for overhead or "U" for undercarpet placement.
- 1000 watt quartz floodlight - Draw arrow/s to indicate light direction.
- Sign/Banner hanging - Draw line to indicate location.



**BACK OF BOOTH** Indicate Adjacent Booth or Aisle Number: \_\_\_\_\_

A large grid for drawing the booth layout. The grid is composed of 10 columns and 10 rows of squares. The grid is used to indicate the placement of services and the product within the booth.

Adjacent Booth or Aisle Number: \_\_\_\_\_

Adjacent Booth or Aisle Number: \_\_\_\_\_

**FRONT OF BOOTH** Indicate Adjacent Booth or Aisle Number: \_\_\_\_\_

# SHOWTECH

## TERMS & CONDITIONS

### GENERAL:

The Centre's and/or its agents reserve the right to inspect any and all equipment and materials which a tenant may wish to have connected to the Centre's power sources and/or may wish to use while in the building.

Only an authorized SHOWTECH tradesperson is permitted to make a connection to any of the Centre's electrical or mechanical sources.

No electrical/mechanical equipment shall be restarted after failure until a SHOWTECH tradesperson has found and corrected the cause of the malfunction.

All material and equipment supplied by SHOWTECH shall remain the property of the Company. The exhibitor shall be held responsible for loss of such materials as are associated with his/her booth, and shall compensate SHOWTECH in the event of loss or damage.

Customer Account information will not be disclosed to third parties.

### SERVICE ORDER REQUEST AND PAYMENT:

1. This order form **MUST BE RECEIVED** with full payment by the discount price deadline date to qualify for the Discount Price. Orders received after this date shall be charged Regular Prices.
2. SHOWTECH conducts an installation audit of power supplied to all exhibits. Exhibitors using power not ordered on our order form will be required to pay Regular Price for electrical service to continue. Exhibitors exceeding power consumption ordered will be required to pay for additional consumption. Power may be disconnected pending receipt of full payment. A reconnection fee of \$40.00 will be required.
3. Failure to provide all the necessary information requested on this form may result in a delay of service installation.
4. Out of country, payments may be made by credit card, money order, or bank transfer (there is an additional charge for this service).
5. Orders that do not include payment will be regarded as incomplete and will not be processed. Purchase orders are not considered payment.
6. On-site orders **MUST** be paid by valid credit card, or cash, company cheques can only be accepted if accompanied by a valid credit card number and signature. Personal cheques will not be accepted on show site.
7. Additional and/or special electrical/mechanical requirements are available on request and shall be supplied at an hourly rate charged for labour plus the cost of material used. Rates quoted by SHOWTECH are in Canadian funds and include installation, service while in use, and removal.
8. **REFUNDS/CANCELLATIONS:**
  - a. If services have already been provided at the time of cancellation, original charges will apply.
  - b. No refunds on unused outlets or lights installed as ordered.
  - c. Refunds will not be considered unless the exhibitor has notified a SHOWTECH representative of any problem with our service or product on site prior to the show close.
  - d. No refund on services that require advance planning i.e. special electrical circuits, transformers, special lighting and non-electrical items.
  - e. Full refund will be issued on items listed from our order if we receive a cancellation notice in writing **on or before** the deadline date.
  - f. A 50% refund will be issued on listed items from our order form if we receive a cancellation notice in writing **after** the deadline date.
9. Third Party Order (Exhibitor appointed Contractors). It is understood and agreed that the exhibiting firm is ultimately responsible for payment of services. In the event that the named third party does not pay amount owing by the move-in time, charges will revert to the exhibiting company.

### ELECTRICAL:


1. In-line and peninsula outlets are installed at the back of booth. If you require them elsewhere, extension cords will be available at SHOWTECH'S service area for a nominal charge. There will be a surcharge for outlets/feeders fed under carpets (see order form).
2. Island booth outlets will be placed in one main location per exhibitor's floor plan. If a plan is not provided, the outlets will be installed at our discretion.
3. All electrical power is turned off approximately 1 hour after show closes and turned on approximately 1 hour prior to show opening. If you require power on a 24-hour basis, please indicate on order form in space provided.
4. Wall, column and permanent building receptacles are not part of the booth space. Exhibitors utilizing these receptacles will be charged for their use.
5. Sharing power from an adjoining booth is not permitted.
6. All electrical connections, installation, motor connections or any electrical operating equipment must conform to all Canadian Standards Association requirements and the Canadian Electrical Code. The use of two wire ungrounded extension cords are prohibited. Extension cords must be #14 gauge, 3-wire grounded cords.
7. All electrical equipment must have a nameplate attached showing the operating voltage, phase, hertz, ampere/wattage/horsepower/kilowatts and full load current and C.S.A. or Electrical Safety Authority approval sticker.
8. SHOWTECH is not responsible for damages or expenses incurred due to power surges, spikes or loss of power. Exhibitors are encouraged to supply their own surge protection equipment.
9. A Ground Fault Circuit Interrupter (GFI) must protect all 120 volt electrical equipment and devices within 6 feet of a water/liquid source. It is the exhibitor's responsibility to supply their own GFI.

### ELECTRICAL SAFETY REGULATIONS:

It is a requirement of the Electrical Safety Code that any equipment, which is being displayed, offered for sale or used in any show, convention, or similar exhibition **MUST BE APPROVED**. Without this approval, SHOWTECH cannot provide electrical services. For further information, contact the Electrical Safety Authority – [www.esa-safe.com](http://www.esa-safe.com) click on "Electrical Product Safety", then "Product Approval Requirements or call 877.372.7233.

### MECHANICAL:

1. All mechanical equipment shall have a nameplate attached thereto showing approval by the applicable Provincial Authority.
2. All installations and connections to be made to the Centre's sources of natural gas, compressed air, water and all connections to drains, must be made by an authorized SHOWTECH tradesperson.
3. Mechanical services are only turned on during Show Hours.
4. It is the responsibility of the exhibitor to ensure that all pollutants, hazardous wastes, contaminated water etc. is disposed of by a Government Licensed firm for the appropriate waste product.



SEND

## SHOWTECH Online Ordering

### ORDERING PRODUCTS AND SERVICES ONLINE IS FAST... SIMPLE AND SECURE.

- Step 1 To access online ordering go to: [www.showtech.ca](http://www.showtech.ca)
- Step 2 Select event city, click "Online Ordering"
- Step 3 Click "Login & Order Online" beside your show
- Step 4 You will need to create a permanent Online Ordering account:
- > Click "Sign Up"
  - > Click "New Exhibitor"
  - > Complete Add Exhibitor Information, click "Save"
  - > Complete "User Profile", click "Next"
  - > Read the "Terms and Conditions"
  - > To continue, click "I Agree", click "Finish"
  - > Select your Show, proceed with your order

Please keep your User ID and Password for future ordering on shows and events serviced by SHOWTECH POWER & LIGHTING.

Remember to order by the Deadline date to avoid extra costs.

Thank you for your order.

**SHOWTECH**  
POWER & LIGHTING



## ELECTRICAL INFORMATION

### SAVE TIME AND MONEY

### PLEASE READ BEFORE ORDERING

**SHOWTECH, POWER & LIGHTING**, has prepared the following information to assist you when ordering your electrical services. If you have any questions about your order, please call our Customer Service Representative at the telephone number on your Electrical Order Form. We would be pleased to assist you.



### ELECTRICAL ORDER CHECKLIST

1. Complete the SHOWTECH Electrical Order Form
  - ❑ Do you require lighting?
    - Lighting creates impact and makes your booth and products stand out.
  - ❑ Check the equipment rating plates on your equipment to determine wattage or amps, (horsepower for motors), voltage and phasing you will require.
  - ❑ Order 24-hour power if needed. i.e. refrigeration equipment, aquariums, computers, fax machines.  
Electricity is normally turned on one hour before each day's show opening and off one-half hour after each day's show closing.
  - ❑ Include a booth floor plan, where applicable.
  - ❑ Enclose payment and order prior to the deadline date. This will save you time and money.
2. Review the Electrical Code requirements on page 3 and take necessary actions to ensure all show equipment meets the necessary specifications. This will help you avoid surprises by identifying equipment which will not pass approval before you arrive at the show.
3. Contact our Customer Service Representative with any questions. It is our pleasure to help you.

## HELPFUL HINTS

### ***Help us help you! Read all information!***

Please be sure to read your Exhibitor's Manual. It provides you with a summary of show rules, display guidelines and order forms for all services. If you have any problems filling out your SHOWTECH Electrical, Mechanical or Sign/Banner order forms, contact us at the number on the order form.

### ***Save Money! Place your order before the deadline!***

You can save significant time and money by ordering and paying for your SHOWTECH Services prior to the deadline date.

### ***Sales Taxes!***

The prevailing Sales Tax applies to all orders for shows/events held in Canada (no out of country exemptions).

### ***Plan your exhibit! Avoid last minute changes!***

Design your booth with electrical efficiency in mind. Our staff will be happy to assist you. Settle on a design in advance and avoid making changes. Changes are expensive and can create delays when setting up your display.

### ***Send detailed and accurate plans!***

If you require outlets to be placed in locations other than at the back of booth, you need to order undercarpet/overhead outlets. Please send us a copy of your floor plan or use the Booth Layout Form enclosed. These floor plans should include locations of all electrical, mechanical, lighting and sign/banner installations. Clearly mark the electrical / mechanical rating of each item also indicate adjoining booth numbers or aisle numbers. Sending floor plans promptly will provide information necessary to place your services properly prior to carpet and booth installation.

### ***Avoid Code Violations!***

All wiring must have a 3-wire grounded cord, minimum #16 gauge. We use flat cords for under carpet installation. If you are not sure if your exhibit conforms to code, or if you have any questions about your exhibit's electrical wiring, please contact our staff.

### ***Communicate!***

If you are unsure how to place your SHOWTECH order, please contact our staff. We can help you best if you contact us before you arrive at the show. Clearing up confusion and problems before the show move-in prevents costly set up delays and on-site challenges. Contact us at the number listed on our Order Form.



## **ELECTRICAL CODE**

### **Temporary electrical services for exhibits**

Electrical regulations for an exhibit at all convention facilities are necessary to ensure the safety of all exhibitors, visitors and staff, and is based on the Canadian Electrical Code and Local Hydro regulations.

Too frequently, fires have been traced to an exhibitor's "faulty booth wiring", sometimes because of carelessness and sometimes because of lack of understanding of the risks involved.

Serious risks are involved which can be reduced with an accurate understanding of basic requirements. Safe wiring inside an exhibit is essential.

- Borrowing power from an adjoining booth is NOT permitted. Using your neighbour's outlet may cause an overload in the circuit.
- All electrical equipment must have a nameplate attached showing the operating voltage, phase, hertz, horsepower/kilowatt and full load current and C.S.A. or Electrical Safety Authority approval sticker.
- All display wiring must have a 3 wire grounded cord, minimum of #16 gauge.
- The use of open clip sign sockets, latex or lamp cord wire in displays, or 2 wire clamp-on fixtures is prohibited.
- Zip cords or two wire cords are unacceptable. They are ungrounded and could result in safety hazards.
- Permanent building receptacles are NOT part of a booth space. Exhibitors will be charged for their use.

In the interest of public safety, exhibits may be inspected "by the Local Hydro Inspector" to determine if any violations exist. If a violation is identified qualified SHOWTECH electricians are available to correct the problem. Required corrections will be performed on a time and material basis. If the exhibitor does not wish to have the problem corrected, electrical service cannot be supplied.

*It is illegal to sell, display and/or energize any electrical equipment unless it has been approved by a recognized certification agency (i.e. CSA, ULC). Without this approval SHOWTECH cannot provide electrical services.*

*Exhibitors are responsible for ensuring that all electrical equipment in the booth has the appropriate approval. Should your equipment not comply, it is recommended that you request "temporary permission" to exhibit while the necessary approval is being sought. Please contact the following bureau's direct for further instruction.*

#### **ONTARIO**

Electrical Safety Authority 1.877.372.7233  
 Website: [www.esa-safe.com](http://www.esa-safe.com), click on "Electrical Product Safety" /  
 "Product Approval Requirements"

#### **ALBERTA**

The Inspections Group 780.454.5048  
 Local CSA Office 1.800.463.6727

#### **NOVA SCOTIA**

Local CSA Office 902.860.1619



## SHOWTECH'S RESPONSIBILITIES

As the electrical contractor, we will be responsible for:

- All facility distribution of electrical wiring and power distribution
- All motor and equipment hook-ups requiring hard wire connections
- Installation of electrical fixtures
- Installation of electrical motors to be energized and electrical apparatus.

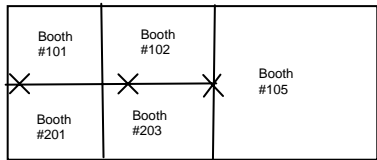


## ELECTRICAL OUTLET LOCATION

The following are standard methods of installation.

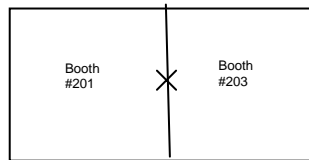
✕ Indicates location of outlets

In-Line Booths




Peninsula Booth

Back to Back Peninsula Booth



- Your pre-ordered outlet will be installed at the rear of your booth, at the backwall or drape line. For other locations please indicate whether the outlet is overhead or under carpet on our electrical order form. We will be pleased to answer your questions. Contact us at the number on our electrical order form.

Island Booth



- Exhibitors should designate one (1) location for Island Booth outlets. For other locations and distribution of power please indicate on the electrical order form whether the outlet is overhead or under carpet.
- For facilities with floor ports, your power will be placed in one (1) location at our discretion. Please refer to our electrical order form to view other options.
- When no floor plan is provided with an Island Booth, we will place power in one (1) location at our discretion.

The Booth Layout Form or floor plan must be submitted with the electrical order form if you require your outlet/s at any location other than the backwall/drape line. Please show location and size of electrical outlet. Also be sure to indicate adjacent booth numbers or aisles.

We would be pleased to answer your questions. Please contact us at the number on our electrical order form. For further information on our services and products please visit us at our website [www.showtech.ca](http://www.showtech.ca).